

fly



fly





technical data

fly

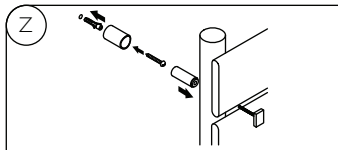
Ref.	A	B	C	White & Colors		Weight	Cap.	Recommended Resistances				
				$\Delta t=50^{\circ}\text{C}$	$\Delta t=30^{\circ}\text{C}$			Erforderliche Widerstände	Résistances Conseillés	Resistencias Recomendadas		
	mm	mm	mm	W	W	kg	Lt	300W	500W	750W	1000W	
820 9 elements elemente éléments elementos	FY082045	838	450	400	378	206	7,1	3,3	●			
	FY082050	838	500	450	411	224	7,7	3,5	●			
	FY082060	838	600	550	476	260	9,0	4,0		●		
	FY082075	838	750	700	575	313	10,9	4,8		●		
1200 13 elements elemente éléments elementos	FY120045	1218	450	400	506	276	10,2	4,7		●		
	FY120050	1218	500	450	559	305	11,2	5,1		●		
	FY120060	1218	600	550	665	362	13,0	5,9		●		
	FY120075	1218	750	700	824	448	15,7	7,0			●	
1500 16 elements elemente éléments elementos	FY150045	1522	450	400	619	337	12,7	5,9		●		
	FY150050	1522	500	450	685	373	13,8	6,3			●	
	FY150060	1522	600	550	816	443	16,0	7,2			●	
	FY150075	1522	750	700	1013	549	19,4	8,6				●
1800 20 elements elemente éléments elementos	FY180045	1826	450	400	744	405	15,7	7,3			●	
	FY180050	1826	500	450	819	445	17,1	7,8			●	
	FY180060	1826	600	550	968	525	19,9	8,9				●
	FY180075	1826	750	700	1193	645	24,1	10,6				●

kcal/h = 0,86 x Watt

● White & Color

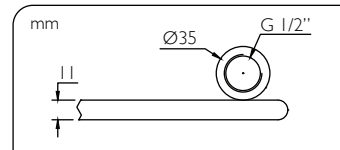
Wall fastening systems

Befestigungssysteme an der Wand
Systèmes d'installation murale
Sistemas de fijación a la pared



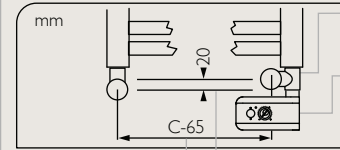
Radiator body dimensions

Größe des Heizkörpers
Dimensions du corps chauffant
Dimensiones del cuerpo calefactor



Installation with heating element and "T"

Installation gemischter Ausführung mit "T"
Installation avec résistance électrique et "T"
Instalación con resistencia eléctrica y "T"

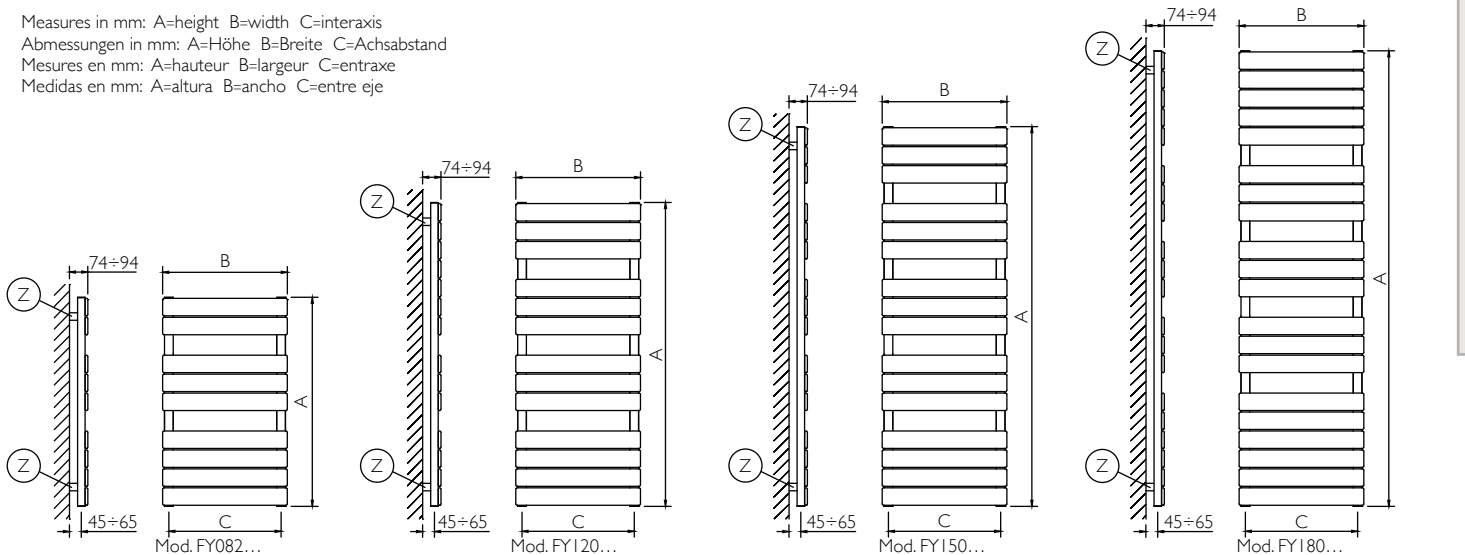


"T" fitting
T-Stück
Raccord en "T"
Conexión en "T"

Resistance with thermostat
Widerstand mit Thermostat
Résistance avec thermostat
Resistencia con termostato

Modification of interaxis with "T" fitting
Achsabstandänderung durch T-Stück
Variation interaxe avec raccord "T"
Variación entreje con rācor en "T"

Measures in mm: A=height B=width C=interaxis
Abmessungen in mm: A=Höhe B=Breite C=Achsabstand
Mesures en mm: A=hauteur B=largeur C=entraxe
Medidas en mm: A=altura B=ancho C=entre eje



technical notes

Maximum operating temperature: 90 °C

Max. Betriebstemperatur: 90° C

Température maximum de fonctionnement: 90 °C

Temperatura máx de funcionamiento: 90 °C

Maximum operating pressure: 400 kPa

Max. Betriebsdruck: 400 kPa

Pression maximum de fonctionnement: 400 kPa

Presión máx de funcionamiento: 400 kPa



Wall fastening systems are white for "9010" version, chromed for "chrome" & "colors" versions

Wall fastening systems are white for "9010" version, chromed for "colors" versions

Les systèmes d'installation sont blanc pour la version "9010", chromés pour les versions "colors"

Los sistemas de fijación son blancos para la versión "9010", cromados para las versiones "colors"

For single pipe installation, please consult technical notes Pag.323

Bei dem Einrohrsystem lesen Sie die technischen Daten auf Seite 325

Pour installation monotube consulter les renseignements techniques détaillés Pag. 327

Para instalaciones monotubo consulte las informaciones técnicas detalladas Pag. 329




DELTACALOR

Company profile

Quality made in Italy

The company was founded in the mid-nineties with a traditional handcraft steel towel rail production. In 2002 the company was transformed into a real industrial reality, following the acquisition of an important group in view of the plumbing and heating sector led by CEO Giovanni Pastorino who decides to revive the company renewing its product range with new ranges of hydraulic, mixed and electrical steel towel warmers and radiators with exclusive technology and design. Deltacalor is strongly characterized by a 360° approach that incorporates technology, practicality and aesthetics. The constant Research and Development on materials, shapes, finishes and processes leads the company to the launch of major patented products, tangible evidence of real and concrete innovations. Not only the heating elements, but also expression of an innate attitude in the search of the best way to provide comfort and well-being at the service of man. High functionality, energy saving, easy installation, high quality are, in fact, the advantages of a production able to meet and anticipate the needs of designers, architects, installers and end users.





DELTACALOR

Company profile

Production takes place in Italy

Production takes place in Italy, in the state of the art plant of Calolziocorte (LC), on a surface of approximately 10,000 sqm. We use the most innovative and advanced production methods: from welding to painting, to a well established quality control system based on the highest market standards. Production know-how is one of Deltacalor strengths: the company can produce a high number of parts using highly automated systems, but is also capable of meeting the different degrees of customisations that the market requires. All this, with the utmost attention to process control, ensured by a team of experienced professionals.

Deltacalor takes advantage of a young and dynamic workforce of 50 employees, capable of meeting all the needs of our customers, and ready to take on the challenges of the market. This is the winning combination of the company that always ensures precise and timely service.



color chart

9010
Pure white



Chrome



colors

Non considerare i colori perfettamente fedeli per limiti di stampa e illuminazione.

Do not consider colors as exactly trustable because of printing and light limits.

Die Farben sind wegen licht und druckbeschränkungen nicht genau zu betrachten.

Ne pas considérer les couleurs comme exactement correspondants suite à limites de imprimerie et de lumière.


No tenir en consideracion los colores como perfectamente igual para limitaciones de imprenta y de luz.

PASTELS

9016
Traffic white



1013
Oyster white



1015
Light ivory



1019
Grey beige



7006
Beige grey




7030
Stone grey



7047
Telegrey 4



7040
Window grey



7043
Traffic grey B



8019
Grey brown






9005
Jet black



COARSE

GLOSSY

MATT




SPECIALS


9006
White aluminium



9007
Grey aluminium



7048
Pearl mouse grey



1
Quartz cream



2
Quartz sand



3
Quartz stone



4
Quartz sugar paper



5
Corten steel



6
Quartz gray



7
Quartz black



COARSE

GLOSSY

MATT